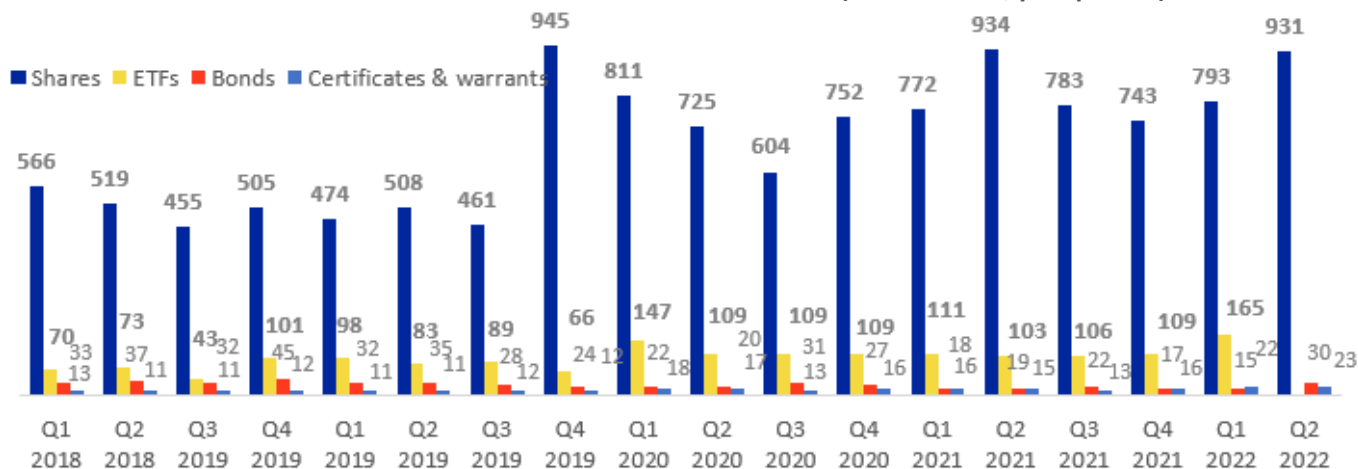


ACTIVE RETAIL INVESTOR DASHBOARD

7 – JULY 2022

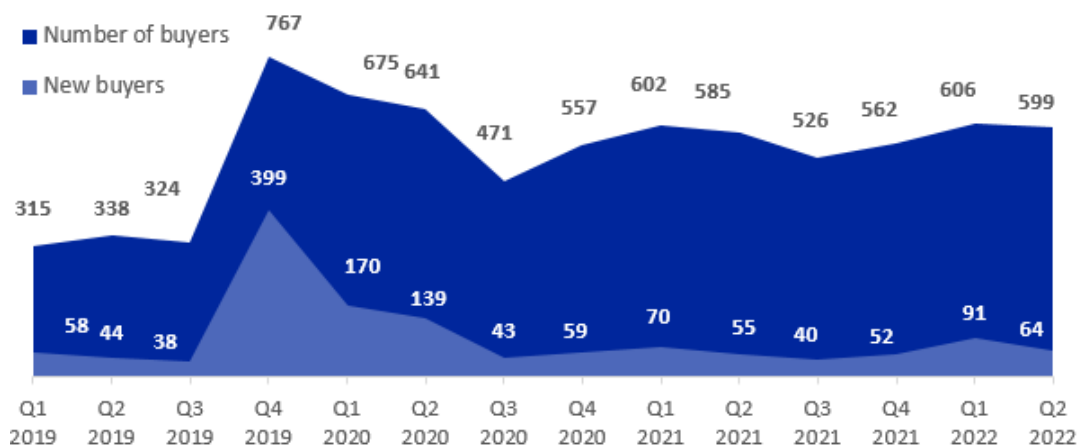
Number of retail investors who carried out at least one transaction (in thousands, per quarter)



In Q2 2022, 931,000 individuals made a purchase or sale on shares. This high level is equivalent to that of the 2nd quarter of 2021.

For ETFs, Q2 data are being audited and will be published at a later date. Source: transaction reports, AMF

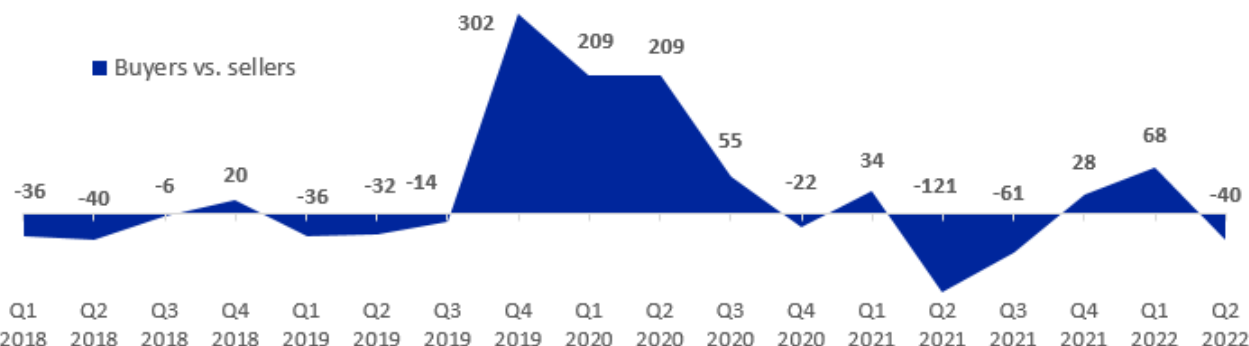
Number of retail investors who carried out at least one buy transaction for equities and number of "new" investors (in thousands, per quarter)



In Q2 2022, 599,000 individuals purchased shares, compared to 606,000 in Q1 2022 and 585,000 a year earlier. The number of new investors remained high even though it fell to 64,000 from 91,000 in Q1 2022.

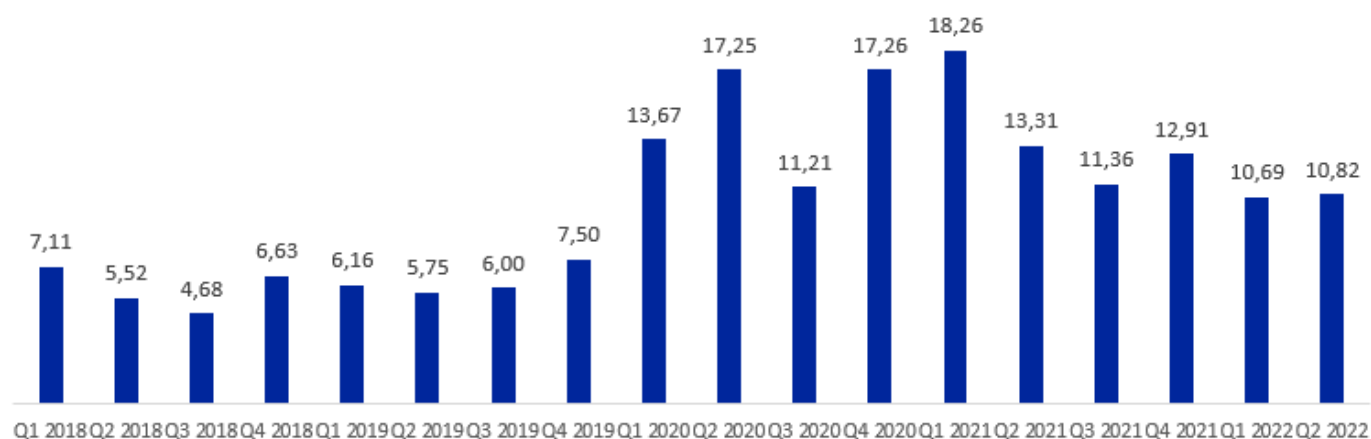
Source: transaction reports, AMF

Difference between the number of retail investors who bought shares and the number of retail investors who sold shares (in thousands, per quarter)



In the second quarter of 2022, marked by a decline in the markets, the number of share sellers (639,000), higher than the number of buyers (599,000), reached a record high. Source: transaction reports, AMF

**Number of transactions carried out by retail investors in France on listed shares in Europe
(in millions, per quarter)**



In Q2 2022, the number of transactions made by individuals in France on shares was 10.8 million, a relatively stable level compared to the first quarter.

Source: transaction reports, AMF

The statistics presented in this trend chart concern retail investor clients served by a French ISP established in France (with the exception of its foreign branches) or the branch in France of a EU-based ISP and carrying out transactions in financial instruments listed in the European Union.

◇ **"Active" investor»**

Investor who carried out at least one buy or sell transaction over the period under review on financial instruments admitted to negotiations on a European platform.

◇ **Number of retail investors in France who carried out at least one transaction**

Number of different retail investors who concluded at least a transaction over the period under review.

◇ **Number of retail investors who carried out at least one buy transaction for equities**

Number of different retail investors who carried out at least one buy trade over the period under review.

◇ **New investors**

Retail investors who carried out at least one buy trade over the period under review for the first time since 1 January 2018, date on which transaction reporting began. This figure includes persons who had never carried out a stock-market transaction until then and investors who had been inactive since 1 January 2018.

◇ **Difference between the number of shares' buyers and the number of shares' sellers**

Over the period under consideration, difference between the number of retail investors who carried out at least one buy trade and the number of retail investors who carried out at least one sell trade. This figure includes both people who had never made a transaction before and investors who had not been active since January 1st, 2018.

Transaction reports

Under the European regulations on markets in financial instruments (MiFID II), investment services providers (ISP) established in the European Union must report all transactions carried out on financial instruments admitted to negotiations on a European platform (equities, bonds, ETFs, certificates, warrants, options, stock market products, etc.) to the regulators, with the exception of transactions involving units in collective investment schemes (funds, real estate investment companies, etc.).